

Scaled data based on original data using
LM-79-08 Approved Method: Electrical and Photometric Measurements of Solid-
State Lighting Products

Test Report Prepared for
Cooper Lighting Solutions
(formerly Eaton)

Brand: INVUE

Report Number: P677037

Luminaire Tested: **CCW-SA-2E-827-U-SL3-HSS**

Issue Date: 04/25/2023



Test Information

Test Method: LM-79-08
Report Number: P677037
Test Lab: INNOVATION CENTER(G1)
Issue Date: 04/25/2023
Manufacturer: COOPER LIGHTING SOLUTIONS (FORMERLY EATON)
Product Line: INVUE
Catalog Number: CCW-SA-2E-827-U-SL3-HSS
Description: INVUE CLEAR CURVE Wall Pack MOUNT Light Square Luminaire @1050mA w/
SL3 distribution lens and House Side Shield
Light Source: (32) 2700K CCT, 80 CRI LEDs
Ballast/Driver: ELECTRONIC DRIVER

Summary

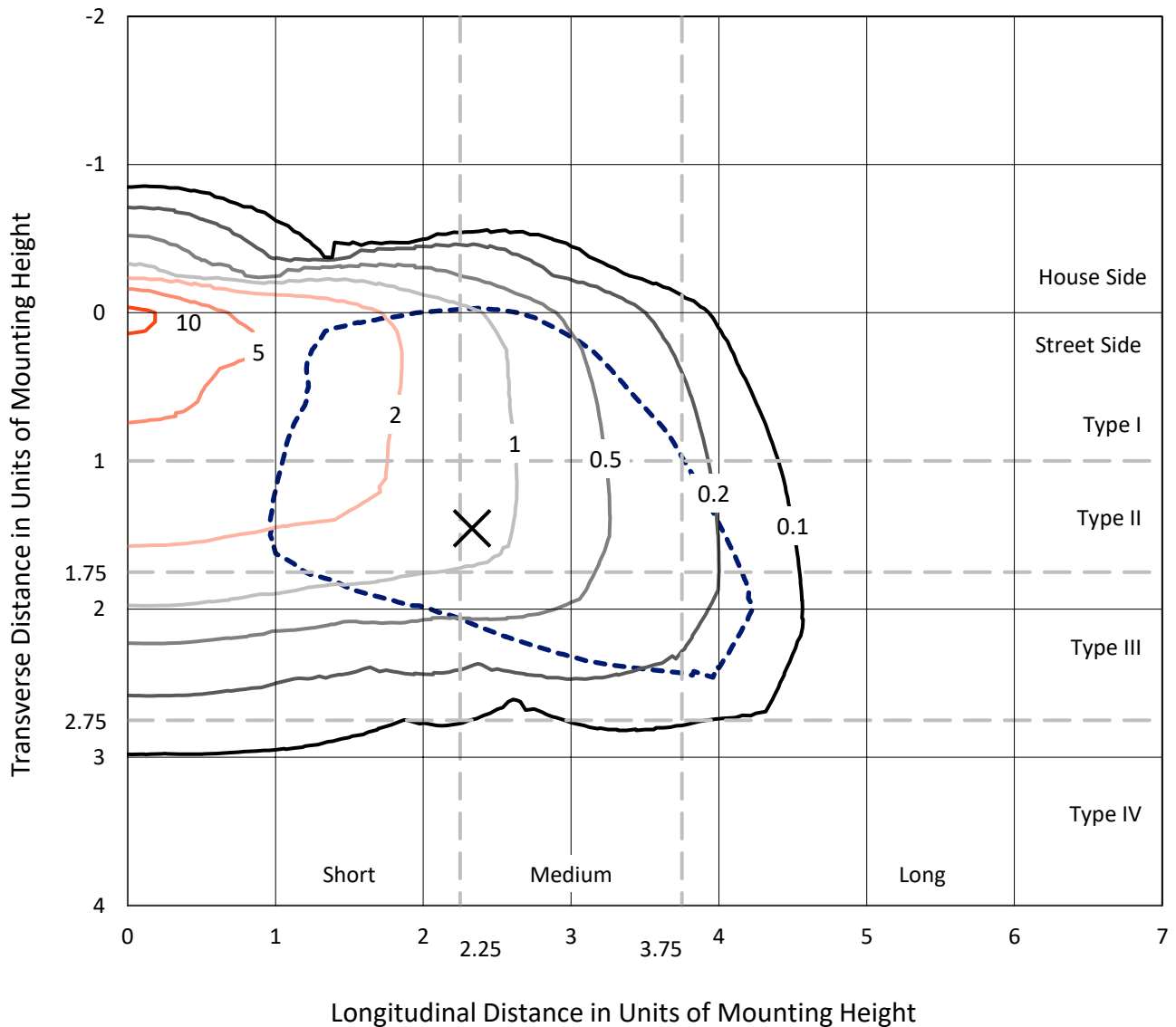
Lumens per Lamp: N/A
Luminaire Lumens: 8305.7 lumens
Efficiency: N/A
Efficacy: 77.9 lumens/watt
Luminous Opening: Rectangular (W 1' x L: 1' x H: 0')
IES Classification: Type III - Medium
BUG Rating: B1 - U0 - G2

Input Watts (W): 106.6
Input Voltage (V): 120
Input Current (A_{in}): NR
Voltage Rise (V): NR
Power Factor: NR
Total Harmonic Distortion (THDi): NR
Frequency (hertz): 60
Stabilization Time: NR
Operation Time: NR
Ambient Temperature (°C): NR
Test Distance: 25 FT

REPORT NUMBER: P677037
 CATALOG NUMBER: CCW-SA-2E-827-U-SL3-HSS

Iso-Footcandle Lines of Horizontal Illumination

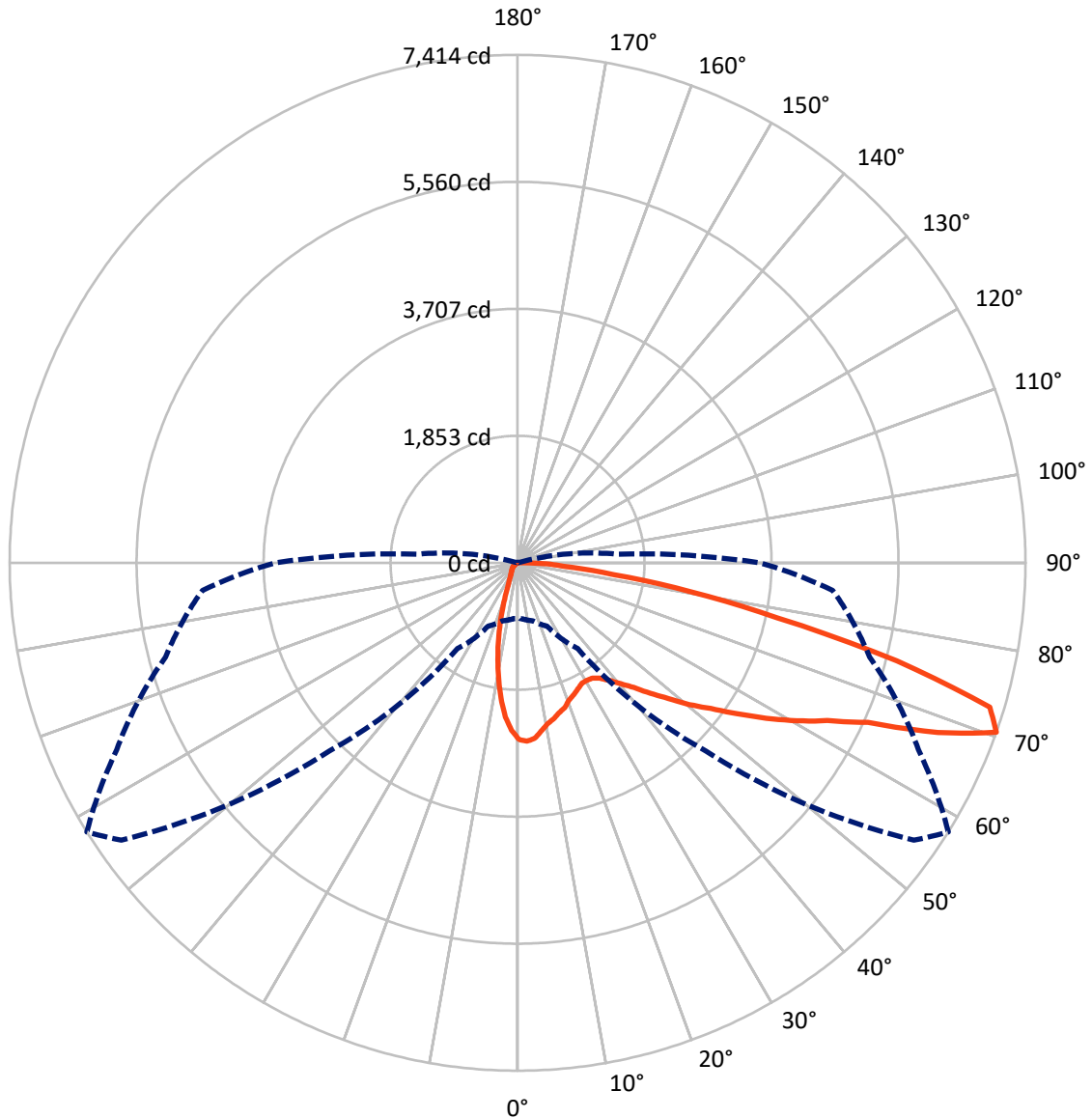
✕ Max cd
 - - - 1/2 Max cd



Based on 15 foot mounting height. Maximum calculated value = 11.5 fc
 Type III - Medium - N/A

REPORT NUMBER: P677037
CATALOG NUMBER: CCW-SA-2E-827-U-SL3-HSS

Luminous Intensity Polar Plot



— Vertical Plane Through 58-Deg Lateral - - - Horizontal Cone Through 70-Deg Vertical

REPORT NUMBER: P677037
 CATALOG NUMBER: CCW-SA-2E-827-U-SL3-HSS

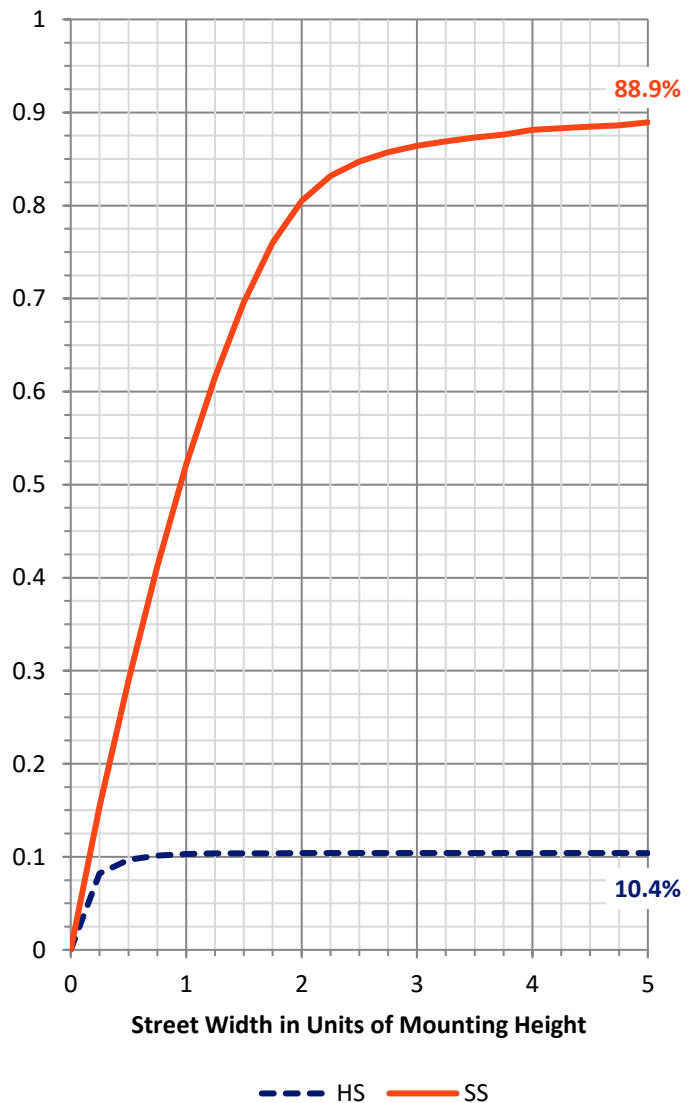
FLUX DISTRIBUTION:

		Downward	Upward	Total
House Side	Lumens	869.7	0.0	869.7
	% Fixture	10.5	0.0	10.5
Street Side	Lumens	7435.9	0.0	7435.9
	% Fixture	89.5	0.0	89.5
Total	Lumens	8305.7	0.0	8305.7
	% Fixture	100.0	0.0	100.0

Coefficient of Utilization

ZONAL LUMENS:

Zone	Lumens	% Fixture
0°-10°	210.4	2.5
10°-20°	438.0	5.3
20°-30°	586.4	7.1
30°-40°	792.7	9.5
40°-50°	1137.8	13.7
50°-60°	1676.7	20.2
60°-70°	2045.1	24.6
70°-80°	1248.9	15.0
80°-90°	169.7	2.0
90°-100°	0.0	0.0
100°-110°	0.0	0.0
110°-120°	0.0	0.0
120°-130°	0.0	0.0
130°-140°	0.0	0.0
140°-150°	0.0	0.0
150°-160°	0.0	0.0
160°-170°	0.0	0.0
170°-180°	0.0	0.0
0°-90°	8305.7	100.0
0°-180°	8305.7	100.0

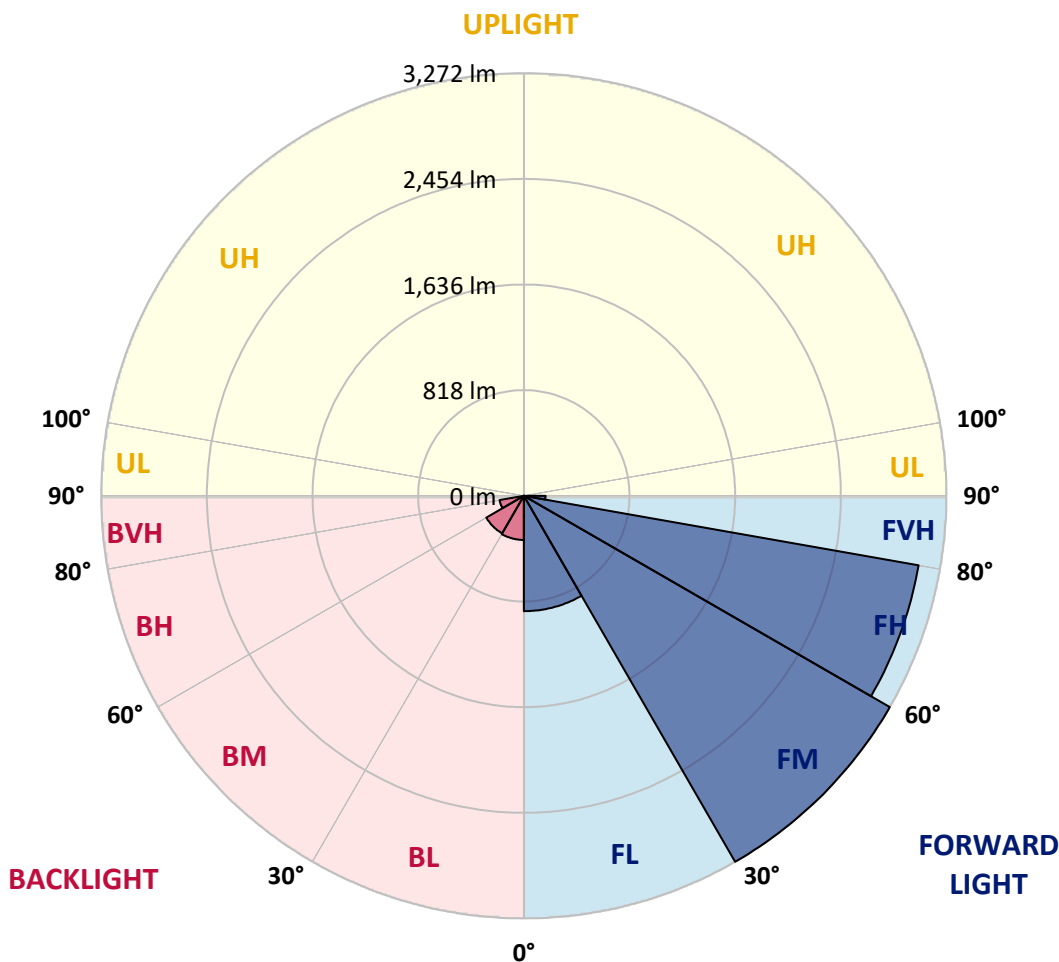


REPORT NUMBER: P677037
 CATALOG NUMBER: CCW-SA-2E-827-U-SL3-HSS

LUMINAIRE CLASSIFICATION SYSTEM LUMEN TABLE AND BUG RATING:

Zone	Lumens	% Fixture	Zone Rating/Lumen Limit		
			B	U	G
FL (0°-30°)	893.0	10.8			
FM (30°-60°)	3271.5	39.4			
FH (60°-80°)	3103.4	37.4			G2/5000
FVH (80°-90°)	168.0	2.0			G2/225
BL (0°-30°)	341.8	4.1	B1/500		
BM (30°-60°)	335.7	4.0	B1/1000		
BH (60°-80°)	190.6	2.3	B1/500		G1/500
BVH (80°-90°)	1.6	0.0			G0/10
UL (90°-100°)	0.0	0.0		U0/0	
UH (100°-180°)	0.0	0.0		U0/0	

BUG Rating: B1-U0-G2
 Type III Medium





REPORT NUMBER: P677037

CATALOG NUMBER: CCW-SA-2E-827-U-SL3-HSS

CANDELA DISTRIBUTION (FULL):

	0°	5°	15°	25°	35°	45°	55°	58°	65°	75°	85°
0°	2578.3	2578.3	2578.3	2578.3	2578.3	2578.3	2578.3	2578.3	2578.3	2578.3	2578.3
2.5°	2625.1	2634.8	2611.4	2638.7	2613.4	2625.1	2611.4	2607.5	2609.5	2611.4	2595.9
5°	2502.4	2525.7	2535.5	2519.9	2556.9	2551.1	2574.4	2576.4	2566.6	2556.9	2558.9
7.5°	2340.7	2364.1	2373.9	2383.6	2420.6	2469.3	2500.4	2481.0	2496.5	2531.6	2479.0
10°	2223.9	2218.1	2216.1	2235.6	2305.7	2346.6	2399.2	2393.3	2432.3	2465.4	2422.5
12.5°	2079.8	2068.1	2103.2	2118.7	2181.1	2253.1	2294.0	2336.9	2375.8	2410.9	2362.2
15°	1972.7	1982.4	1996.1	2029.2	2074.0	2169.4	2229.7	2270.6	2340.7	2358.3	2338.8
17.5°	1887.0	1894.8	1914.3	1931.8	1988.3	2079.8	2175.2	2223.9	2297.9	2344.6	2284.3
20°	1889.0	1865.6	1865.6	1883.1	1914.3	2023.3	2124.6	2140.2	2241.4	2321.3	2280.4
22.5°	1890.9	1883.1	1865.6	1863.6	1877.3	1955.2	2058.4	2093.4	2202.5	2296.0	2247.3
25°	1918.2	1889.0	1890.9	1863.6	1869.5	1908.4	1990.2	2042.8	2167.4	2309.6	2229.7
27.5°	1941.5	1955.2	1927.9	1916.2	1883.1	1881.2	1949.3	1994.1	2149.9	2340.7	2241.4
30°	1994.1	2003.9	2003.9	1996.1	1964.9	1920.1	1935.7	1992.2	2114.9	2334.9	2222.0
32.5°	2081.7	2064.2	2087.6	2075.9	2035.0	1964.9	1978.5	2007.7	2136.3	2408.9	2253.1
35°	2111.0	2124.6	2155.7	2130.4	2116.8	2075.9	2048.6	2070.1	2167.4	2482.9	2299.9
37.5°	2200.5	2181.1	2202.5	2259.0	2272.6	2198.6	2146.0	2177.2	2284.3	2570.5	2342.7
40°	2208.3	2223.9	2262.9	2373.9	2387.5	2356.3	2313.5	2321.3	2401.1	2683.5	2449.8
42.5°	2247.3	2264.8	2344.6	2438.1	2512.1	2518.0	2486.8	2486.8	2555.0	2864.6	2568.6
45°	2323.2	2294.0	2397.2	2555.0	2662.1	2683.5	2724.4	2714.6	2769.2	3055.4	2790.6
47.5°	2352.4	2362.2	2475.1	2666.0	2788.6	2888.0	2956.1	2958.1	2985.3	3298.9	3078.8
50°	2447.9	2445.9	2582.2	2759.4	2940.5	3121.6	3254.1	3254.1	3252.1	3536.4	3326.1
52.5°	2574.4	2570.5	2675.7	2886.0	3121.6	3349.5	3524.8	3530.6	3575.4	3828.5	3610.4
55°	2780.9	2763.3	2864.6	3020.4	3302.8	3579.3	3883.1	3885.0	3850.0	4036.9	3814.9
57.5°	2954.2	2952.2	3036.0	3185.9	3505.3	3875.3	4227.8	4280.3	4169.3	4251.1	3978.5
60°	2909.4	2934.7	3108.0	3330.0	3719.5	4245.3	4599.7	4681.5	4504.3	4397.2	4101.2
62.5°	2630.9	2689.3	2878.2	3232.6	3900.6	4782.8	5111.9	5074.9	4679.5	4521.8	4251.1
65°	1892.9	1951.3	2185.0	2716.6	3690.3	5162.5	5785.7	5618.2	4991.1	4706.8	4451.7
67.5°	1113.9	1137.3	1283.3	1733.2	2759.4	4956.1	6603.6	6617.2	5604.6	4991.1	4798.3
70°	804.3	821.8	878.3	1022.4	1528.7	3885.0	7059.2	7413.7	6455.6	5318.3	4615.3
72.5°	617.3	617.3	712.7	851.0	973.7	2327.1	6496.4	7207.2	6640.6	5004.8	3719.5
75°	444.0	455.7	558.9	732.2	897.7	1168.4	4786.7	5719.4	5627.9	4056.4	2597.8
77.5°	255.1	260.9	393.4	613.4	843.2	802.3	2958.1	3877.2	3986.3	2539.4	1125.6
80°	130.5	134.4	220.1	484.9	763.4	699.1	1764.3	2553.0	2165.5	738.1	260.9
82.5°	64.3	64.3	99.3	309.6	648.5	619.3	1038.0	1409.9	767.3	169.4	109.1
85°	21.4	23.4	44.8	175.3	469.3	373.9	634.8	669.9	257.1	64.3	60.4
87.5°	5.8	7.8	11.7	64.3	204.5	245.4	377.8	428.4	105.2	25.3	29.2
90°	0.0	0.0	0.0	0.0	0.0	0.0	0.0	0.0	0.0	0.0	0.0



REPORT NUMBER: P677037
 CATALOG NUMBER: CCW-SA-2E-827-U-SL3-HSS

CANDELA DISTRIBUTION (continued):

	90°	95°	105°	115°	125°	135°	145°	155°	165°	175°	180°
0°	2578.3	2578.3	2578.3	2578.3	2578.3	2578.3	2578.3	2578.3	2578.3	2578.3	2578.3
2.5°	2537.4	2523.8	2508.2	2469.3	2438.1	2397.2	2370.0	2348.5	2307.6	2315.4	2297.9
5°	2512.1	2486.8	2397.2	2311.5	2233.6	2114.9	2033.1	1980.5	1937.6	1894.8	1926.0
7.5°	2467.3	2407.0	2266.7	2107.1	1941.5	1785.7	1630.0	1536.5	1468.3	1406.0	1404.1
10°	2391.4	2294.0	2074.0	1865.6	1610.5	1406.0	1207.4	1051.6	950.3	876.3	874.4
12.5°	2305.7	2204.4	1927.9	1589.1	1295.0	1006.8	769.2	603.7	508.3	449.8	442.1
15°	2251.2	2103.2	1744.8	1343.7	979.5	656.3	426.5	323.3	286.3	272.6	272.6
17.5°	2181.1	2011.6	1563.7	1088.6	679.6	379.7	276.5	249.3	247.3	243.4	239.5
20°	2151.9	1941.5	1402.1	868.5	430.4	268.7	237.6	231.7	231.7	227.8	223.9
22.5°	2074.0	1840.3	1230.7	636.8	286.3	235.6	223.9	216.2	212.3	208.4	212.3
25°	2038.9	1768.2	1069.1	440.1	233.7	210.3	204.5	196.7	190.8	188.9	188.9
27.5°	2015.5	1696.2	911.4	305.7	206.4	192.8	181.1	175.3	167.5	159.7	159.7
30°	1998.0	1639.7	759.5	225.9	185.0	171.4	161.6	148.0	138.3	130.5	130.5
32.5°	1974.6	1573.5	607.6	192.8	167.5	153.8	136.3	124.6	111.0	105.2	105.2
35°	1982.4	1528.7	477.1	171.4	149.9	132.4	116.8	101.3	87.6	81.8	79.8
37.5°	1998.0	1495.6	362.2	153.8	134.4	114.9	97.4	79.8	72.1	64.3	64.3
40°	2064.2	1485.8	266.8	142.2	122.7	101.3	81.8	66.2	58.4	52.6	50.6
42.5°	2175.2	1499.5	206.4	128.5	111.0	85.7	68.2	54.5	46.7	40.9	38.9
45°	2317.4	1552.1	169.4	120.7	97.4	72.1	54.5	44.8	35.1	31.2	31.2
47.5°	2523.8	1633.8	148.0	111.0	85.7	60.4	46.7	35.1	27.3	23.4	23.4
50°	2757.5	1727.3	130.5	99.3	74.0	50.6	37.0	27.3	19.5	17.5	17.5
52.5°	2991.2	1846.1	120.7	91.5	64.3	40.9	29.2	19.5	13.6	11.7	11.7
55°	3236.5	1951.3	109.1	85.7	52.6	33.1	21.4	11.7	7.8	5.8	5.8
57.5°	3407.9	1992.2	95.4	74.0	40.9	25.3	15.6	7.8	3.9	1.9	1.9
60°	3530.6	1998.0	81.8	60.4	31.2	19.5	9.7	3.9	1.9	0.0	0.0
62.5°	3633.8	2009.7	70.1	46.7	23.4	13.6	5.8	1.9	0.0	0.0	0.0
65°	3838.3	2000.0	56.5	37.0	15.6	7.8	3.9	0.0	0.0	0.0	0.0
67.5°	3999.9	1902.6	44.8	25.3	9.7	3.9	1.9	0.0	0.0	0.0	0.0
70°	3538.4	1450.8	35.1	17.5	5.8	1.9	0.0	0.0	0.0	0.0	0.0
72.5°	2778.9	967.8	23.4	9.7	3.9	1.9	0.0	0.0	0.0	0.0	0.0
75°	1822.7	481.0	17.5	5.8	1.9	0.0	0.0	0.0	0.0	0.0	0.0
77.5°	708.8	126.6	11.7	3.9	0.0	0.0	0.0	0.0	0.0	0.0	0.0
80°	171.4	42.8	5.8	1.9	0.0	0.0	0.0	0.0	0.0	0.0	0.0
82.5°	74.0	15.6	3.9	1.9	0.0	0.0	0.0	0.0	0.0	0.0	0.0
85°	44.8	7.8	1.9	0.0	0.0	0.0	0.0	0.0	0.0	0.0	0.0
87.5°	23.4	3.9	1.9	1.9	0.0	0.0	0.0	0.0	0.0	0.0	0.0
90°	0.0	0.0	0.0	0.0	0.0	0.0	0.0	0.0	0.0	0.0	0.0

(END OF REPORT)